

Monthly Market Review

Information provided by CAMP's Investment Adviser PFM Asset Management LLC



"Mixed signals or solid recovery? Something doesn't quite add up."

Economic Highlights

- Stocks continued their historic rebound, labor markets improved, the housing market expanded and bonds began to price in rising inflation expectations. But, simultaneously, the risk of a "K-shaped" recovery grew as the coronavirus threat, protests over the racial divide and widening gaps in income and wealth challenged the way forward.
- The Federal Open Market Committee announced major policy shifts on inflation and employment in August. The Federal Reserve (Fed) will now seek "to achieve inflation that averages 2% over time," moving away from the prior point-in-time target approach. Since inflation has run below 2% for some time, this implies that the Fed would let inflation run higher for a time before raising rates as it seeks to promote stable rising prices and recovery to maximum employment. Fed governors are also quite vocal in calling for more fiscal stimulus to supplement its zero-rate monetary policy.
- The U.S. economy added 1.4 million jobs in August, and the headline unemployment rate fell to 8.4% (from 10.2% in July). This was a robust result, but one that nevertheless signaled a slowing pace of recovery. Government employment increased due to temporary census workers, with other notable gains in retail, business services, leisure and hospitality, and education and health services. Yet total employment remains more than 11 million below February's pre-pandemic level.
- Manufacturing activity expanded at the fastest pace since late 2018. New orders jumped to the highest point since the start of 2004 and, along with declining inventories, should continue to support production.
- Consumers increased spending in July, albeit at a slower pace than in prior months, as COVID-19 concerns linger and the expiration of government aid programs loom. One worrisome sign is that consumer confidence fell to a new pandemic low, another is that business investment remains weak.

Bond Markets

- The U.S. Treasury yield curve steepened as Treasury debt issuance weighed on the markets and the new Fed policy suggested if price increases take hold, the central bank would refrain from what some might view as precipitous action to dampen inflation. The front end of the yield curve remained relatively unchanged, with yields maintaining a low and tight range. Meanwhile, maturities beyond seven years increased 18 to 28 basis points (bps) (0.18% to 0.28%).
- As a result, longer-maturity Treasuries underperformed; returns on shorter tenors were muted. For August, the 3-month Treasury Index returned 0.01%; the 5-year Treasury Index returned -0.22% and the 10-year Treasury Index returned -1.33%.

- Investment-grade (IG) corporate bonds out-performed once again, even though issuance heated up again in August. IG corporate spreads continued to grind tighter, nearing pre-pandemic levels.
- For the month, IG companies raised \$144 billion of debt compared to \$70 billion issued in July.

Equity Markets

- U.S. equities reached new highs with the S&P 500 rising 7.0%, pushing year-to-date (YTD) performance to 8.3%. This growth has been largely driven by large-company stocks in the technology, consumer discretionary and telecommunication sectors. The NASDAQ soared 9.6%, lifting YTD performance to 31.2%. The Dow returned 7.6%, albeit leaving YTD performance down 0.4%. The divergence of the Dow alludes to the challenges that still face the large bulk of the industrial sector and the narrow base for the stock market recovery.
- Global developed market equities (as measured by the MSCI ACWI-Ex-U.S. Index) rose 4.28%, a solid result but one that trailed the U.S.
- The U.S. Dollar Index (DXY) weakened, falling over 10% from its March highs.

PFM Strategy Recap

- A slowing recovery, stable rates and a flat yield curve are reasons for us to maintain a neutral duration strategy.
- We continued to add federal agency securities at attractive yields, especially for maturities three years and longer. In some cases, agency yields were comparable to those on high-quality corporate issues.
- IG corporate yield spreads have now receded to near pre-pandemic levels. As a result, the sector has been a boon for portfolio performance. Nevertheless, economic uncertainty clouds corporate outlooks, even amid unprecedented Fed support. Prompted by tight spreads, and expectations for a drawn-out recovery, we are implementing a modestly defensive bias in the sector.
- Spreads on AAA-rated asset-backed securities (ABS) also moved tighter, to near pre-COVID-19 levels. We are maintaining allocations in the sector, and focusing on tranches with increased credit enhancements.
- We have trimmed allocations in the mortgage-backed securities (MBS) sector, awaiting better fundamentals.
- The taxable municipal sector continued to offer value. Though credit stresses may emerge in the state and local government sector large state-level and essential services issuers were attractive.

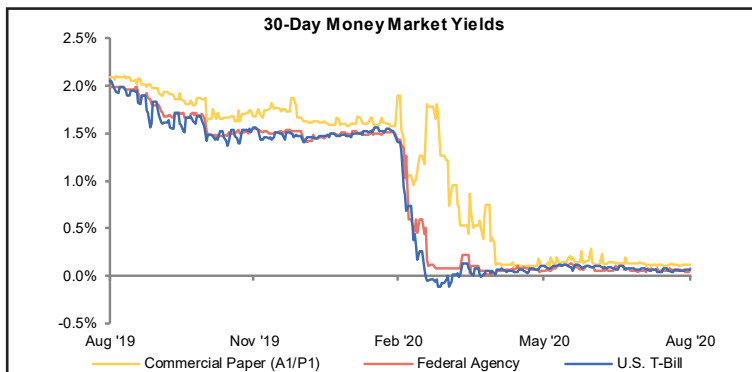
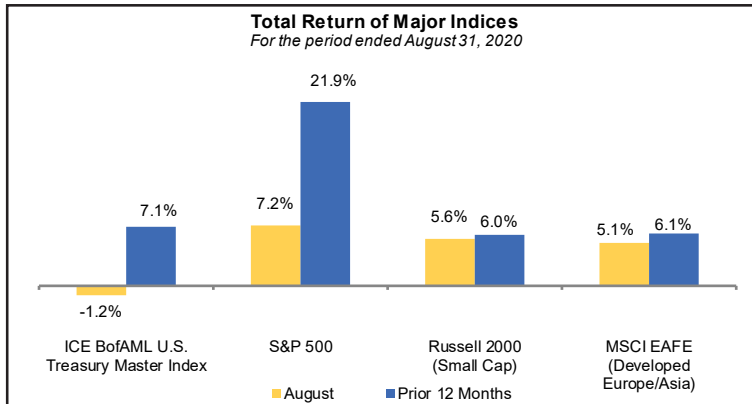
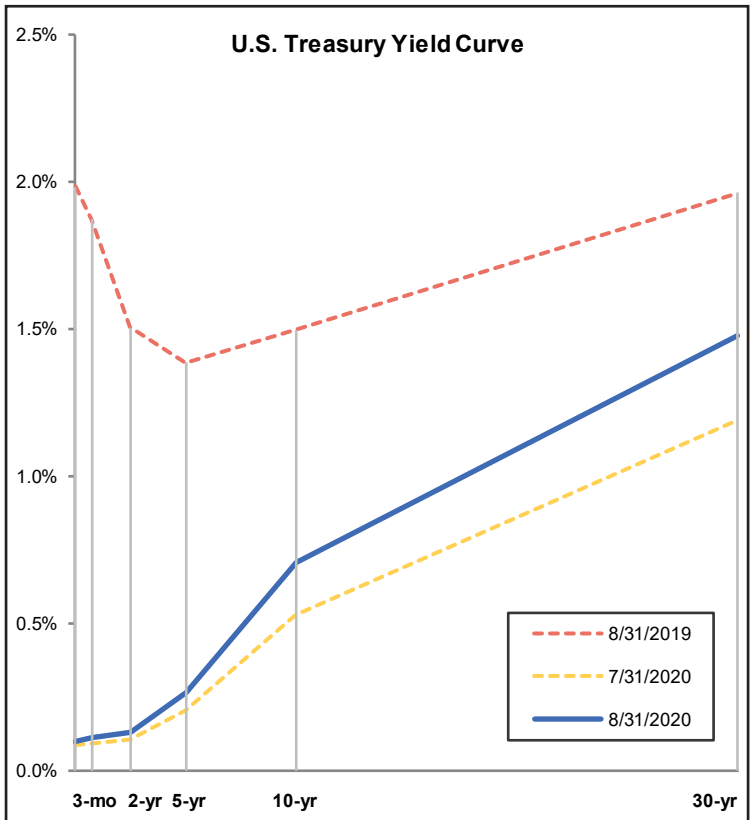
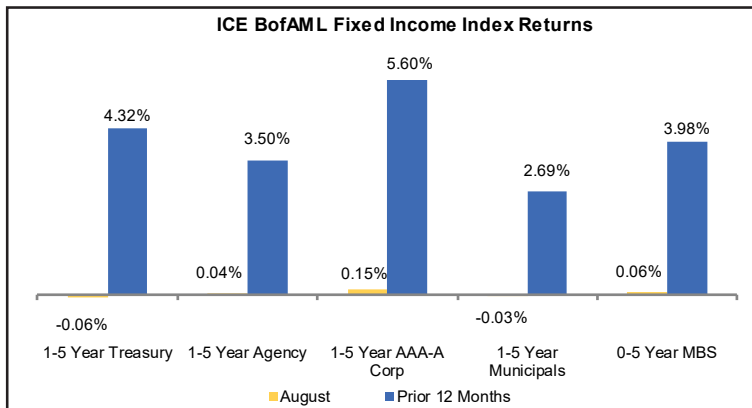
*This information is for institutional investor use only, not for further distribution to retail investors, and does not represent an offer to sell or a solicitation of an offer to buy or sell any fund or other security. Investors should consider the Trust's investment objectives, risks, charges, and expenses before investing in the Trust. This and other information about the Trust is available in the Trust's current Information Statement, which should be read carefully before investing. A copy of the Trust's Information Statement may be obtained by calling 1-800-729-7665 or is available on the Trust's website at www.camponline.com. While the Trust seeks to maintain a stable net asset value of \$1.00 per share, it is possible to lose money investing in the Trust. An investment in the Trust is not insured or guaranteed by the Federal Deposit Insurance Corporation or any other government agency. Shares of the Trust are distributed by **PFM Fund Distributors, Inc.**, member Financial Industry Regulatory Authority (FINRA) (www.finra.org) and Securities Investor Protection Corporation (SIPC) (www.sipc.org). PFM Fund Distributors, Inc. is a wholly owned subsidiary of PFM Asset Management LLC.*

U.S. Treasury Yields				
Duration	Aug 31, 2019	Jul 31, 2020	Aug 31, 2020	Monthly Change
3-Month	1.98%	0.09%	0.10%	0.01%
6-Month	1.87%	0.10%	0.11%	0.01%
2-Year	1.51%	0.11%	0.13%	0.02%
5-Year	1.39%	0.21%	0.27%	0.06%
10-Year	1.50%	0.53%	0.71%	0.18%
30-Year	1.96%	1.19%	1.48%	0.29%

Yields by Sector and Maturity as of August 31, 2020				
Maturity	U.S. Treasury	Federal Agency	Corporates-A Industrials	AAA Municipals
3-Month	0.10%	0.08%	0.16%	--
6-Month	0.11%	0.08%	0.23%	--
2-Year	0.13%	0.18%	0.33%	0.25%
5-Year	0.27%	0.43%	0.74%	0.51%
10-Year	0.71%	1.05%	1.59%	1.10%
30-Year	1.48%	1.69%	2.74%	1.72%

Spot Prices and Benchmark Rates				
Index	Aug 31, 2019	Jul 31, 2020	Aug 31, 2020	Monthly Change
1-Month LIBOR	2.09%	0.15%	0.16%	0.01%
3-Month LIBOR	2.14%	0.25%	0.24%	-0.01%
Effective Fed Funds Rate	2.13%	0.10%	0.09%	-0.01%
Fed Funds Target Rate	2.25%	0.25%	0.25%	0.00%
Gold (\$/oz)	\$1,523	\$1,963	\$1,971	\$8
Crude Oil (\$/Barrel)	\$55.10	\$40.27	\$42.61	\$2.34
U.S. Dollars per Euro	\$1.10	\$1.18	\$1.19	\$0.01

Economic Indicators				
Indicator	Release Date	Period	Actual	Survey (Median)
Consumer Confidence	21-Aug	Jul	24.7%	14.6%
GDP Annualized QoQ	25-Aug	Aug	84.8	93.0
PCE Core Deflator YoY	27-Aug	2Q S	-31.7%	-32.5%
ISM Manufacturing	28-Aug	Jul	1.3%	1.2%
Continuing Claims	1-Sep	Aug	56.0	54.8
Unemployment Rate	3-Sep	Aug 22	13,254k	14,000k
Retail Sales MoM	4-Sep	Aug	8.4%	9.8%



Source: Bloomberg. Data as of August 31, 2020, unless otherwise noted. The views expressed constitute the perspective of PFM Asset Management LLC at the time of distribution and are subject to change. The content is based on sources generally believed to be reliable and available to the public; however, PFM cannot guarantee its accuracy, completeness or suitability. This material is for general information purposes only and is not intended to provide specific advice or a specific recommendation. PFM is the marketing name for a group of affiliated companies providing a range of services. All services are provided through separate agreements with each company. Investment advisory services are provided by PFM Asset Management LLC, which is registered with the SEC under the Investment Advisers Act of 1940. For more information regarding PFM's services or entities, please visit www.pfm.com.

